



# Certificate of Analysis

**Sample:** KN10414002-003  
**Harvest/Lot ID:** 20212  
**Seed to Sale #:** N/A  
**Batch Date :** 01/22/23  
**Batch#:** 1  
**Sample Size Received:** 112  
**Total Weight/Volume:** N/A  
**Retail Product Size:** 112 gram  
**Ordered :** 01/22/23  
**sampled :** 01/22/23  
**Completed:** 01/22/23 Expires: 01/23/24  
**Sampling Method:** SOP Client Method

Jan 22, 2023 | Planta Rx


1205 71st St,  
Miami Beach, Florida, 33141







**PASSED**

Page 1 of 1

**PRODUCT IMAGE**



**SAFETY RESULTS**



**MISC.**

**CANNABINOID RESULTS**



**Total THC**  
**0.024%**



**Total CBD**  
**0.788%**



**Total Cannabinoids**  
**0.881%**

	CBDV	CBDA	CBGA	CBG	CBD	THCV	CBN	D9-THC	D8-THC	CBC	THCA
%	<0.010	ND	ND	0.025	0.788	<0.010	<0.010	0.024	<0.010	0.042	<0.010
mg/g	<0.010	ND	ND	0.250	7.880	<0.010	<0.010	0.240	<0.010	0.420	<0.010
LOD	0.001	0.001	0.001	0.001	0.001	0.001	0.001	0.001	0.001	0.001	0.001
%	%	%	%	%	%	%	%	%	%	%	%

**Cannabinoid Profile Test**

<b>Analyzed by</b> 113	<b>Weight</b> 0.2157g	<b>Extraction date :</b> 01/22/23 04:24:11	<b>Extracted By :</b> 946
<b>Analysis Method</b> -Expanded Measurement of Uncertainty: Flower Matrix d9-THC:12.7%, THCa: 9.5%, TOTAL THC 11. 1%. These uncertainties represent an expanded uncertainty expressed at approximately the 95% confidence level using a coverage factor k=2 for a normal distribution.		<b>Reviewed On -</b> 01/22/23 11:11:27	<b>Batch Date :</b> 01/22/23 14:34:01
<b>Analytical Batch</b> -KN000768POT		<b>Instrument Used :</b> HPLC E-SHI-008	

<b>Reagent</b> 120320.R02 041621.R01 041621.R02	<b>Dilution</b> 40	<b>Consums. ID</b> 94789291.217 200331059
--	-----------------------	---

Full spectrum cannabinoid analysis utilizing High Performance Liquid Chromatography with UV detection (HPLC-UV). (Method: SOP.T.30.050 for sample prep and Shimadzu High Sensitivity Method SOP.T.40.020 for analysis.). \*Based on FL action limits.

This report shall not be reproduced, unless in its entirety, without written approval from Kaycha Labs. This report is an Kaycha Labs certification. The results relate only to the material or product analyzed. Test results are confidential unless explicitly waived otherwise. Void after 1 year from test end date. Cannabinoid content of batch material may vary depending on sampling error. IC=In-control QC parameter, NC=Non-controlled QC parameter, ND=Not Detected, NA=Not Analyzed, ppm=Parts Per Million, ppb=Parts Per Billion. Limit of Detection (LoD) and Limit Of Quantitation (LoQ) are terms used to describe the smallest concentration that can be reliably measured by an analytical procedure. RPD=Reproducibility of two measurements. Action Levels are State determined thresholds for human safety for consumption and/or inhalation. The result >99% are variable based on uncertainty of measurement (UM) for the analyte. The UM error is available from the lab upon request. The "Decision Rule" for the pass/fail does not include the UM. The limits are based on F.S. Rule 64-4.310.

**Sue Ferguson**  
Lab Director  
State License # n/a  
ISO Accreditation #  
17025:2017

*Sue Ferguson*  
Signature

01/22/2023  
Signed On